




AGILE OPEN MDO SUITE

INTRODUCTION TO THE VIRTUAL MACHINE

Provided by  Institute of System Architectures
in Aeronautics

Pier Davide Ciampa, Luca Boggero, Jasper Bussemaker,
Andreas Makus, Prajwal Shiva Prakasha, Francesco Torrigiani, Jan-Niclas Walther

Index

- Installation of the Virtual Machine
- Organization of the Virtual Machine
- Open MDO Suite main folder
- Sellar Problem example
- VISTOMS

Installation of the Virtual Machine

- Download **ORACLE VM VirtualBox** from <https://www.virtualbox.org/wiki/Downloads>
- Install **ORACLE VM VirtualBox**
- Download the Virtual Machine from <https://www.agile-project.eu/open-mdo-suite/>
- Import the Virtual Machine into **ORACLE VM VirtualBox**:
 - click on **File** → **Import Appliance** → select the Virtual Machine

Virtual Machine additional information:

Operating System: Linux Mint 18.1

Password: **agileEU**

Organization of the Virtual Machine

The image shows a desktop environment for the AGILE Open MDO Suite. The desktop background is blue with a hexagonal pattern and the text "Open MDO Suite" in large, light blue letters. At the bottom, there is a row of seven white airplane models and the AGILE logo. The desktop contains several icons: Home, RCE, Interactive VISTOMS, Open MDO Suite, and TUTORIALS. A folder icon labeled "Seller Problem" is also present. Callout boxes with arrows point to these icons, providing descriptions: "Seller Problem and SuperSonic Business Jet examples" points to the "Seller Problem" folder; "VISTOMS (see slide 7)" points to the "Interactive VISTOMS" icon; "Presentations and videos to support the user" points to the "TUTORIALS" folder. On the left side, there are three additional callouts: "RCE (see 2. RCE quick tutorial.pdf)" points to the "RCE" icon; "Open MDO Suite main folder (see slide 5)" points to the "Open MDO Suite" icon. The system tray at the bottom shows a menu icon, network, volume, and battery indicators, along with the time 17:05.

RCE (see 2. RCE quick tutorial.pdf)

Seller Problem and SuperSonic Business Jet examples

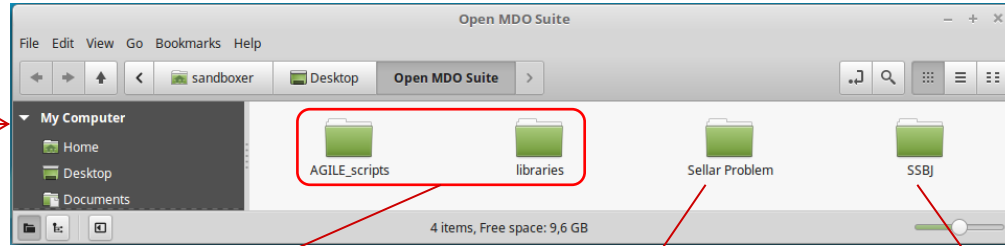

VISTOMS (see slide 7)

Open MDO Suite main folder (see slide 5)

Presentations and videos to support the user

AGILE

Open MDO Suite main folder



Additional scripts and libraries needed to run the tutorials

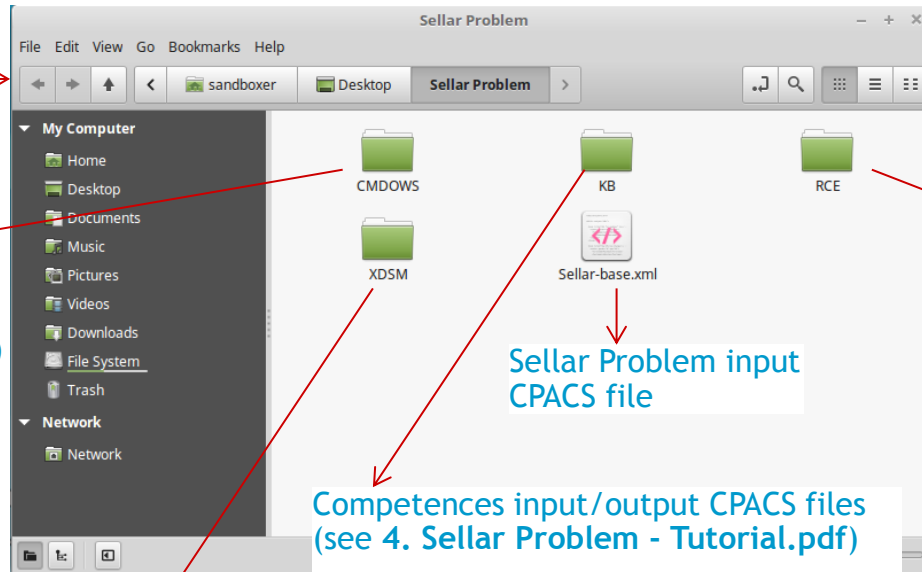

Sellar Problem example (see slide 6)

SuperSonic Business Jet example

(N.B. Shortcuts on the desktop)



Sellar Problem example (same organization for the SSBJ example)



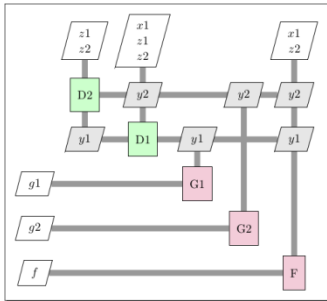
CMDOWS file that can be inspected and manipulated through VISTOMS (see slide 7)

Sellar Problem disciplinary tools integrated in RCE

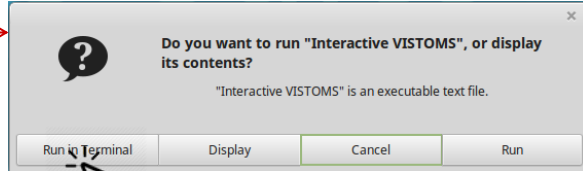
Sellar Problem input CPACS file

Competences input/output CPACS files (see 4. Sellar Problem - Tutorial.pdf)

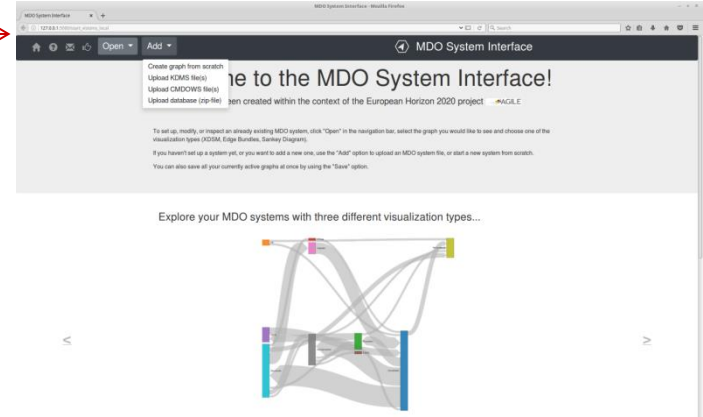
XDSMs with different MDAO architectures



VISTOMS



Click on **Run in Terminal**



N.B. Additional information in **TUTORIALS** folder:

- Video **VISTOMS TUTORIAL.mp4**: Demonstration of VISTOMS capabilities
- Presentation 4. **Sellar Problem - Tutorial.pdf**: how to develop an MDO workflow from scratch in VISTOMS